

**JVC**

JVC MUSICAL INDUSTRIES, INC.

For on-line tips to DEFENDERS  
OF DYNATRON CITY, call

**1-900-740-JEDI**

(1-900-740-5334) in the United  
States only. Each call costs  
75 cents per minute. If you are  
under the age of eighteen, make  
sure you get your parents'  
permission before you call.

# DEFENDERS OF DYNATRON CITY

LICENSED BY NINTENDO®  
FOR PLAY ON THE

**Nintendo**

ENTERTAINMENT  
SYSTEM

Official  
**Nintendo**  
Seal of Quality



™ & © 1991 LUCASFILMS ENTERTAINMENT COMPANY.  
ALL RIGHTS RESERVED. USED UNDER AUTHORIZATION  
Lucasfilm Games, DEFENDERS OF DYNATRON CITY, its  
characters, and all other elements of the game feature  
are trademarks of Lucasfilm Entertainment Company.



This official seal is your assurance that NINTENDO® has  
approved the quality of this product. Always look for this  
seal when buying games and accessories to ensure  
complete compatibility with your NINTENDO  
ENTERTAINMENT SYSTEM®. All Nintendo products are  
licensed by sale for use only with other authorized  
products bearing the official Nintendo seal of quality.  
NINTENDO® and NINTENDO ENTERTAINMENT SYSTEM®  
are registered trademarks of Nintendo of America Inc.

**JVC**

JVC Musical Industries Inc.

## Precautions

- 1 This is a high precision Game Pak. Do not store it in places that are very hot or cold. Never take it apart, hit it or drop it.
- 2 Do not get the terminals wet or dirty. Avoid touching them with your bare hands.
- 3 Do not clean the Game Pak with solvents of any kind, such as paint thinner, benzene, or alcohol.
- 4 We recommend against using a front or rear projection type television with your NES as image retention on the screen may occur. See inside back cover for full details.
- 5 See the warranty information in the back of this manual for more information.


Licensed by NINTENDO® for play on the



## Table of Contents

The Dynatron City Story	4
<b>Getting Started</b>	<b>12</b>
<b>Controls</b>	<b>14</b>
<b>Select Screen</b>	<b>15</b>
<b>Team Members and Their Powers</b>	<b>16</b>
<b>Useful Items</b>	<b>17</b>
<b>Dr. Mayhem's Minions</b>	<b>18</b>
<b>The Streets of Dynatron City</b>	<b>19</b>
<b>Mega Mall</b>	<b>19</b>
<b>The Sewers</b>	<b>19</b>
<b>Proto-Cola Factory</b>	<b>19</b>
<b>Dr. Mayhem</b>	<b>19</b>





DYNATRON CITY, THE CITY OF THE FUTURE WHERE NUTRITION IS A WAY OF LIFE, IT ALL BEGAN IN THE FIFTIES WHEN PROFESSOR MELVIN MYRON CAME TO TOWN AND STARTED THE WORLD'S FIRST ATOMIC POWERED SOFT DRINK COMPANY. PROTOCOL A FOR THE RED-BLOODED PROGRESS LEADING RESIDENTS OF DYNATRON CITY, IT WAS SUCH THE SENSATION OF CHOICE.

BUT PROFESSOR MYRON WASN'T HAPPY HIS CURRENT SUCCESS WEREN'T ENOUGH FOR THE BELLAVANT AND IT WASN'T ENOUGH TO BE A BELLAVANT SO HE DEVELOPED A NEW FORMULA WITH THE VERY FORCES OF CREATION ITSELF ATOMIC SYRUP TESTING THE NEW FORMULA ON A RESEARCH MONKEY HE WAS ASTOUNDED AFTER ABOUT A QUART OF THE CONCENTRATE, THE MONKEY BEGAN TO WALK, TALK AND TELL JOKE.



AND THE GUY SAYS, 'IT WOULD, INDEED, BUT I'VE EATEN THE EGGS.'

REASONING THAT IF HIS DISCOVERY COULD GIVE A MONKEY THE INTELLIGENCE OF A MAN, WHAT COULD IT DO FOR SOMEONE WHO WAS ALREADY A MENTAL GIANT? MYRON WASTED NO TIME DOWNING A MASSAGE OF THE POTENT SLURRY. IMMEDIATELY HE FELT HIMSELF CHANGING, EXPANDING... BUT INTO WHAT?





... DR. MARTIN, THAT'S WHAT THE ATOMIC SYNDICATE NECESSARILY IMPROVE YOU. INSTEAD, IT WILDLY ENHANCED WHATEVER CHARACTERISTICS YOU ALREADY POSSESSED. AND PROFESSOR MARTIN, BEING ESPECIALLY GRASPING AND GREEDY, BECAME A RESPONSING SUPER VILLAIN USING HIS NEWFOUND MENTAL POWERS. MARTIN CREATED A MENAGERE OF SYNTHETIC MONSTERS TO CARRY OUT HIS BIDDING, AND SOON HAD THE ENTIRE CITY AT THE PALM OF HIS HAND.



LOOK AT THEM SCURRY LIKE MICE FROM THE PANTS OF MY MARCHED GENIUS.

BUT MARTIN HAD FORGOTTEN THE MONKEY, WHO NOW TOOK ON THE ROLE OF A COSTUMED CRIME FIGHTER. MONKEY KID, STEALING SOME OF THE ATOMIC SYNDICATE CONCENTRATE, HE FOUND IT ON WENDY WOODWICKER, A STREETWISE TEENAGE WORKER IN THE FRODO-COLA PLANT, AND, IN HIS HASTE, SLOSHED IT ALL OVER HER WORKBENCH AS WELL. IMMEDIATELY WENDY AND THE TOYS WERE REPLACED BY...



YOU BOO,  
MARC HITTON  
CHAMPION OF THE WEAK.


DUSTYAN GIRL,  
BRINGING LEVEL OF  
TICKS AND JUSTICE.

TERMED UP WITH MONKEY KID, THE  
THREE SUPERHEROES BECAME AN  
AWESOME FORCE FOR GOOD: THE  
DEFENDERS OF DYNTRON CITY.









AND SUDDENLY THE THREE ARE TRANSFORMED INTO FIGURES BURSTING WITH SUPERMAN POWERS!

JET HEADSTRONG  
HYPERNERG DUNK

MS. PEABODY,  
ELECTRIFIED FIGHTER OF DUAL

RAINBOW DOG, GAYNE CRUSADER  
FOR LAW AND ORDER

IS THE DEFENDERS TEAM STRONG ENOUGH TO STOP MATHEM'S MAD PLANS AND FOR ALL? CAN THEY FREE DISTRICT CITY FROM THE CLUTCHES OF THIS MURDERED MASTER OF MIND?



## Getting Started

Now that you've learned the origins of the Defenders of Dynatron City, here's how to start playing the game: with your Nintendo Entertainment System turned off, insert the DEFENDERS OF DYNATRON CITY Game Pak and then turn on your Control Deck. Press START to begin.

The original Defender's team consists of Toolbox,<sup>™</sup> Buzzsaw Girl<sup>™</sup> and Monkey Kid.<sup>™</sup> You must choose a fourth superhero to add to the team. Press SELECT to switch between your choices of Jet Headstrong,<sup>™</sup> Ms. Megawatt<sup>™</sup> and Radium Dog.<sup>™</sup> When the superhero you want is on the screen, press START to choose the hero and begin the game.

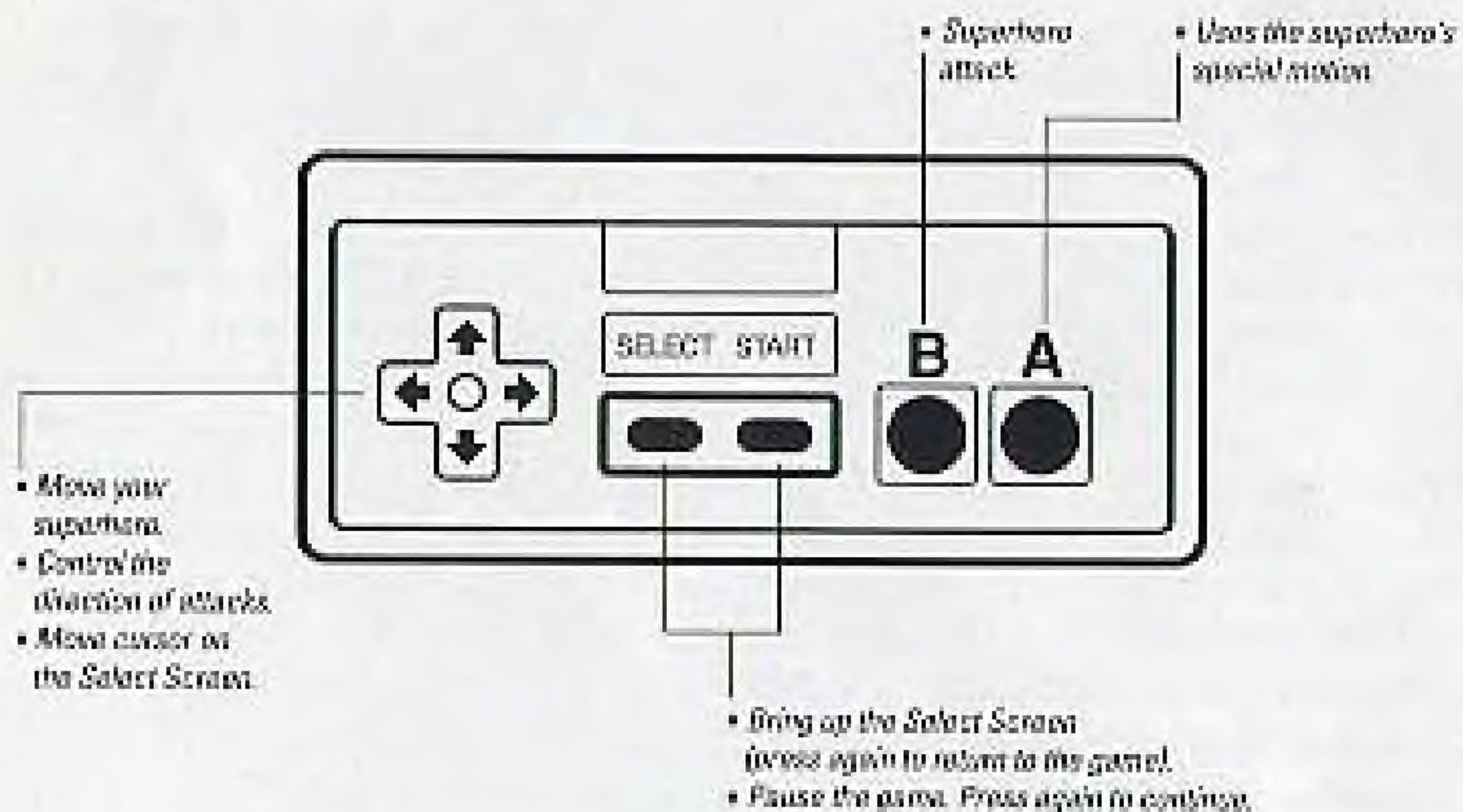


- 1 **Cars** Jet Headstrong and Radium Dog can pick up cars on the street and throw them on attackers. Read the section "Team Members and Their Powers" to find out how.
  - 2 **Buildings** As soon as you've cleared a street, its shops and buildings will reopen. They contain many useful items — and more nasty surprises, compliments of Dr. Mayhem.
  - 3 **Hero Symbol** Indicates which hero you are presently controlling.
  - 4 **Health Meter** Each superhero has her or his own health meter. The food items found in Dynatron City can help restore your health. If your health level drops to zero, the team member you were controlling will be captured and put in a trap in the sewers. You will then automatically be sent to the Select Screen to choose a different superhero.
  - 5 **Time Counter** You have a fixed amount of time to accomplish each level. If your time runs out, the team member you were directing will be captured and put in a trap in the sewers. You will then automatically be sent to the Select Screen to choose a different superhero.
  - 6 **Dr. Mayhem's Minions** Each time you clear a street or a level, he'll dispatch more — and nastier — replacements.
  - 7 **Power Meter** To activate each hero's special ability such as running super-fast, jumping or flying, you must first find and pick up an appropriate power item. Using a superhero's special ability takes power. You can recover power by not using the special motion for a while. Also, some of the items you find will renew your team member's power level.
  - 8 **Compass** Helps you find your way around Dynatron City by telling you which way is North.
- Number of Players:** DEFENDERS OF DYNATRON CITY is a one player game.
- Game Over:** If all four team members have been trapped, the game is over.



## Controls

Please read about all of the player controls and character powers to understand how to direct your DEFENDERS OF DYNATRON CITY team on their mission to save the city from the evil Dr. Mayhem.



## Select Screen

Press **START** or **SELECT** to call up the Select Screen, where you can switch to a different superhero, examine the Map, activate a Supercharger, or check your cash balance.

Use up and down on the control pad to choose superhero switching, Map, or Superchargers.





## Team Members and Their Powers

Before a team member can use a special ability (activated by the A button), she or he must pick up an appropriate power item.

**Toolbox:**™ B button activates Toolbox's hammerhead smash and the A button his spring jump.

**Buzzsaw Girl:**™ Press the B button to throw Buzzsaw Girl's blade. Pressing the A Button will cause her to do a somersault (a powerful attack).

**Monkey Kid:**™ The B button throws banana bombs. The A button makes Monkey Kid jump.

**Jet Headstrong:**™ The B button fires his head. Press and hold the A button and press up to make Jet fly. To pick up a car, fire Jet's head at it. As soon as the car is on its way back to Jet's body, release the B button. Jet will carry the car around until you throw it by pressing the B button again.

**Ms. Megawatt:**™ The B button throws lightning bolts. Hold down the A button for the super-fast run.

**Radium Dog:**™ The B button delivers his fearsome Atomic Bite; rapidly pressing the A button causes him to dog-paddle...through the air. Radium Dog can also pick up and throw cars; press the B button while standing near a car to pick it up...use the control pad to choose a direction and press the B button again to make him toss it.



## Useful Items

In the Streets of Dynatron City (Chapter One), every item you pick up except cars is worth cash. Your balance will be automatically increased. In Mega Mall (Chapter Two), though, your cash balance will be automatically decreased each time you pick up an item, so keep an eye on your budget!

All items have special properties:

**Food Items:** Found in the buildings on the Streets, food items will partially restore your hero's health. In Mega Mall, they will completely restore it.

**Power Items:** When the game begins, each superhero will have to find and pick up an appropriate power item before she or he can use a special ability. Later if you're in a hurry, you can quickly recharge your hero's power level by finding and picking up power items like sneakers, scissors, cape cleaner, et cetera. Each power item is effective for only certain members of the team; for example, only Toolbox or Buzzsaw Girl need lubrication, so they are the only ones who can pick up and use the oil can.

**Dynatron Dollars:** While each item in Chapter One will give you at least a small amount of cash, Dynatron Dollars are worth even more money. You can use your cash to buy items in Mega Mall. Your balance will be automatically updated.

**Info Items:** Info items give you clues; they may tell you where to find the traps in the sewer or how to battle a certain enemy. Also, they'll give you a bonus: more time, cash, health or power.

**Map:** The Map shows which streets have not yet been cleared and will help your team



navigate around Dynatron City and the Sewers.

**Superchargers:** You collect Superchargers at the end of each Chapter. When used, they can greatly increase the power of your hero's attacks. Each time a superhero uses a Supercharger, however, she or he acquires more resistance to it so, as you battle Dr. Mayhem in the final Chapter, switch to a new team member whenever one of the supercharges has been used up.

**Comic Books:** Dynatron City has commemorated the adventures of its Defenders in comic books which have very special properties...

Food and power items are effective only on the hero who actually picks them up; however, the whole team shares the cash balance, Map, and Superchargers.

## Dr. Mayhem's Minions

As your team battles to save Dynatron City, Dr. Mayhem is busy churning out more and more synthetic creatures to keep you happing.



Redfang Dog takes on Dr. Mayhem's Minions

## The Streets of Dynatron City

Your first job is to clear each street of marauding robots. Once all the streets have been cleared, find Dr. Mayhem's bloop — it's bringing in more robot reinforcements. When it descends, disable it by knocking loose and collecting its blinking Supercharger.

## Mega Mall

When the robot threat has been removed from the streets, Mega Mall will open and you'll be able to shop for more useful items. The place is full of Robosaurs, though, not to mention Atom Ed — and his Supercharger.

## The Sewers

Any of your heroes who have been captured will be held in traps in the sewers; when you have cleared a sewer line containing a trapped team member, touch the door

of the trap to free your hero. Destroy Dr. Mayhem's mutated monsters and make your way to their factory, where you'll find another Supercharger.

## Proto-Cola Factory

This is Dr. Mayhem's inner sanctum. He's made robot duplicates of the Defenders; you'll have to destroy them while avoiding the Atomic Bubbles on your way to collecting the fourth and final Supercharger.

## Dr. Mayhem

Here's where those Superchargers will come in handy: use them to increase the power of your attacks on Dr. Mayhem himself. Be warned: the second time a team member uses a Supercharger, its effectiveness drops, so you'd better switch to a new superhero each time you destroy one of Dr. Mayhem's super shields!



## Compliance with FCC Regulations

*This equipment generates and uses radio frequency energy and if not installed and used properly, that is, in strict accordance with the manufacturer's instructions, may cause interference to radio and television reception. It has been type tested and found to comply with the limits for a Class B computing device in accordance with the specifications in Subpart J of part 15 of FCC Rules, which are designed to provide reasonable protection against such interference in a residential installation. However, there is no guarantee that interference will not occur in a particular installation. If this equipment does cause interference to radio or television reception, which can be determined by turning the equipment off and on, the user is encouraged to try to correct the interference by one or more of the following measures:*

*Reorient the receiving antenna*

*Relocate the computer with respect to the receiver*

*Move the computer away from the receiver*

*Plug the computer into a different outlet so that computer and receiver are on different circuits*

*If necessary, the user should consult the dealer or an experienced radio/television technician for additional suggestions. The user may find the following booklet prepared by the Federal Communications Commission helpful:*

*How to Identify and Resolve Radio-TV Interference Problems*

*This booklet is available from the U.S. Government Printing Office, Washington, DC 20402, Stock No. 004-000-00345-4.*

## 90-Day Limited Warranty

*JVC Musical Industries, Inc. ("JVC") and Lucasfilm Games warrant to the original purchaser of this JVC and Lucasfilm Games software product that the medium on which this computer program is recorded is free from defects in materials and workmanship for a period of ninety (90) days from the date of purchase. This JVC and Lucasfilm Games software program is sold "as is," without express or implied warranty of any kind, and JVC and Lucasfilm Games are not liable for any losses or damages of any kind resulting from use of this program. JVC and Lucasfilm Games agree for a period of ninety (90) days to either repair or replace, at its option, free of charge, any JVC and Lucasfilm Games software product, postage paid, with proof of date of purchase, at its Consumer Service Center. Replacement of the cartridge, free of charge to the original purchaser (except for the cost of returning the cartridge) is the full extent of our liability. To receive this warranty service:*

- 1. DO NOT return your defective Game Pak to the retailer.*
- 2. Notify the JVC/Lucasfilm Games Consumer Service Department of the problem requiring warranty service by writing or calling:*  
*JVC Musical Industries, Inc.*  
*Nintendo Game Pak Customer Service Center/Lucasfilm Games*  
*3000 Harbor Blvd., Suite 305*  
*Los Angeles, CA 90068*  
*Telephone: 213-878-0101*

*This warranty is not applicable to normal wear and tear. This warranty shall not be applicable and shall be void if the defect in the JVC and Lucasfilm Games software product has arisen through abuse, unreasonable use, mistreatment, or neglect. THIS WARRANTY IS IN LIEU OF ALL OTHER WARRANTIES AND NO OTHER REPRESENTATIONS OR CLAIMS OF ANY NATURE SHALL BE BINDING ON OR OBLIGATE JVC AND LUCASFILM GAMES. ANY APPLICABLE IMPLIED WARRANTIES, INCLUDING WARRANTIES OF MERCHANTABILITY AND FITNESS FOR A PARTICULAR PURPOSE, ARE HEREBY LIMITED TO NINETY DAYS FROM THE DATE OF PURCHASE AND ARE SUBJECT TO THE CONDITIONS SET FORTH HEREIN. IN NO EVENT SHALL JVC OR LUCASFILM GAMES BE LIABLE FOR CONSEQUENTIAL OR INCIDENTAL DAMAGES RESULTING FROM THE BREACH OF ANY EXPRESS OR IMPLIED WARRANTIES.*

*The provisions of this warranty are valid in the United States only. Some states do not allow limitations on how long an implied warranty lasts or exclusion of consequential or incidental damages, so the above limitations and exclusion may not apply to you. This warranty gives you specific legal rights, and you may also have other rights which vary from state to state.*



## Game Credits

*Created and Designed by Gary Winnick*

*Programmed by John Vitan, Toshiyasu Morita and Matt Hubbard*

*Technical Support by Edward Kilham*

*Art and Animation by Gary Winnick, Harrison Fong, Armand Cabrera and Jan Knies*

*Music by George Sanger*

*Sound Effects and Arrangements by Dave Warhol*

*Produced by Kalani Streicher*

*Executive Producers: A. J. Redner and Howard Phillips*

*Package Design and Art Direction by Rick Strand*

*Manual Design and Layout by Mark Shepard*

*Documentation by Judith Lucera and Gary Winnick*

*Cover and Manual Art by Steve Purcell*

*Dynatron Property Marketing by Cynthia Wuthmann*

*Lucasfilm Games General Manager: Doug Glen*

*Lucasfilm Games Director of Development: Kelly Flock*

*Lucasfilm Games Associate Director of Development: Lucy Bradshaw*

*Lucasfilm Games Director of Sales: Cynthia Wuthmann*

*Product Marketing by Mary Bahr*

*Lead Tester: Mark Cartwright*

*Special Thanks to George Lucas*

## Advisory

### **Read before using your NES**

A very small portion of the population may experience epileptic seizures when viewing certain kinds of flashing lights or patterns that are commonly present in our daily environment. These persons may experience seizures while watching some kinds of television pictures or playing certain video games. Players who have not had any previous seizures may nonetheless have an undetected epileptic condition. We suggest that you consult your physician if you have an epileptic condition or if you experience any of the following symptoms while playing video games: altered vision, muscle twitching, other involuntary movements, loss of awareness of your surroundings, mental confusion and/or convulsions.

## WARNING:

### **Do Not Use with Front or Rear Projection TV**

Do not use a front or rear projection television with your Nintendo Entertainment System® ("NES") and this video game. Your projection television screen may be permanently damaged if video games with stationary scenes or patterns are played on your projection television. Similar damage may occur if you place a video game on hold or pause. If you use your projection television with this video game, neither JVC/Lucasfilm Games nor Nintendo of America, Inc. will be liable for any damages. This situation is not caused by a defect in the NES or this game; other lines or repetitive images may cause similar damage to a projection television. Please contact your TV manufacturer for further information.